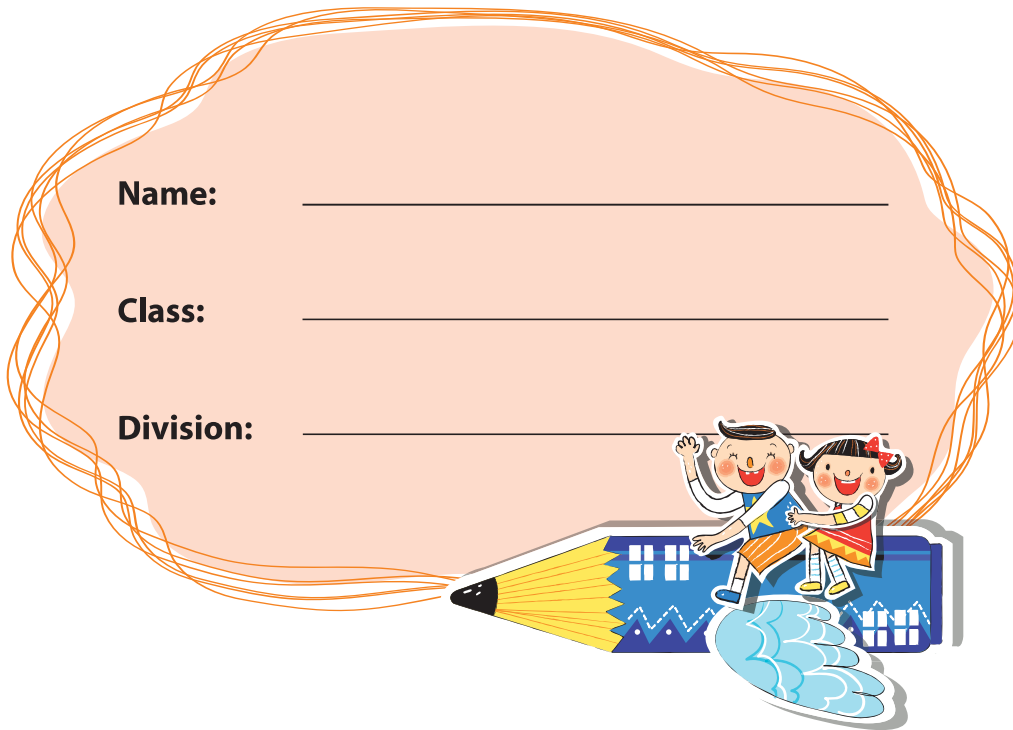


ELGA[®] 13

Name: _____

Class: _____

Division: _____



READER PART 1



Head Office
Unit #401, B Wing, Business Square,
Andheri Kurla Road, Chakala,
Andheri East, Mumbai - 400093, India

Note to Parents

Language is a tool that we all use every day to express ourselves and to communicate with others. We think, act, and relate to the world around us through language. Thus, it is more helpful to learn language as a series of skills rather than a set of concepts. Given below are the main features of the ELGA® programme.

Accelerated Level-Based Approach



- ELGA® is a skill-based programme. Every child begins learning at their current language proficiency level and is grouped in appropriate ELGA® classes.
- English language proficiency is a very important life skill. Hence, all ELGA® classes provide opportunity for accelerated learning, so that students can also learn well in other subjects.

Integrated Component-Based Approach



ELGA® is broken into 5 components. Each component builds an important skill in students. The 5 components are Phonics, Whole words, Reading and Listening Comprehension, Grammar, Writing & Speaking Expression. Each of these components are taught in every class. The components are integrated through common themes of general awareness.



Phonics

Through Phonics, students learn:

- basic letter sounds and advanced sound patterns
- to recognise, read, and spell words

This helps them become independent readers.



Whole Words

In Whole Words students build strong vocabulary by:

- learning to recognise and read a collection of words on sight. These are words that don't follow phonics rules and appear in stories very often
- learning word meanings
- learning strategies to find meanings of new words while reading

All of these build their ability to read fluently.

Note to Parents



Reading and Listening Comprehension

In Reading Comprehension, students learn to read and understand texts by:

- using various reading strategies like making connections, visualisation, and drawing conclusions
- asking and answering questions
- analysing the texts they read
- learning and applying thinking skills like reasoning

In Listening Comprehension, students practise the same skills by listening to audio stories and watching videos.



Grammar

Through Grammar, students become better writers and speakers by:

- learning the principles and rules of the language
- practising to write grammatically correct sentences and paragraphs
- focusing on applying the rules and not merely remembering them

This improves their ability to write and speak correctly.



Writing and Speaking Expression

In Writing and Speaking Expression, students:

- follow the IDEEP process of writing - Ideate, Draft, Enhance, Edit, and Publish. This is the process that writers follow.
- learn to express their thoughts and feelings through drawings and words
- learn to present their written work to an audience
- learn to share and accept feedback

This makes them good writers and confident speakers.



General Awareness

All components are integrated into units through topics of general knowledge and values.

In each unit, students:



- read a variety of texts (fiction, non-fiction, drama, poetry, folk tales, articles, blog posts, articles, classic literature)
- learn about various general knowledge topics like monuments of India, great world leaders, and technology

and build values like empathy, courage, and grit
This makes them aware and responsible citizens.

ANNUAL LEARNING PLAN

PART 1	Unit 1 Level M1	Unit 2 Level M2	Unit 3 Level N1	Unit 4 Level N2
 PHONICS	<ul style="list-style-type: none"> Read and spell words with silent letters. 	<ul style="list-style-type: none"> Phonics ends with Level M2. 		
 WHOLE WORDS	<ul style="list-style-type: none"> Read, spell, and use 30 new high-frequency words. 	<ul style="list-style-type: none"> Guess the meanings of new words and use them correctly. 		
 READING AND LISTENING COMPREHENSION	<ul style="list-style-type: none"> Identify the main idea and support it with evidence (newspaper clippings, commercials, and subtitles on TV.) Distinguish between cause and effect. Use clues from charts, images, and graphs to explain a passage. Draw conclusions from articles or news pieces. 	<ul style="list-style-type: none"> Identify the main idea and supporting details in a story. Identify the problem and solution in a story. Draw conclusions from stories. Make judgements about solutions in stories. Make text-to-self connections. Express personal perspective with justification. Describe internal character traits. Compare and contrast characters. 		
 GRAMMAR	<ul style="list-style-type: none"> Create sentences in different tenses. Use different types of adverbs. 	<ul style="list-style-type: none"> Use determiners and simple quantifiers. Identify and use different types of adjectives. 		
 WRITING AND SPEAKING EXPRESSION	<ul style="list-style-type: none"> Write an information report. Write advertisements and commercial communication. 	<ul style="list-style-type: none"> Write informal letters and diary entries. Create posters to communicate a message. 		
 GENERAL AWARENESS	<ul style="list-style-type: none"> Learn about scientific discoveries and technology. 	<ul style="list-style-type: none"> Learn about certain fundamental rights and duties mentioned in the Constitution of India. Learn about bullying, emotions, and friendship as a part of growing up. 		

ANNUAL LEARNING PLAN

PART 2	Unit 5 Level O1	Unit 6 Level O2	Unit 7 Level P1	Unit 8 Level P2
 PHONICS	<ul style="list-style-type: none"> Phonics ends with Level M2. 	<ul style="list-style-type: none"> Phonics ends with M2. 		
 WHOLE WORDS	<ul style="list-style-type: none"> Guess the meanings of new words and use them correctly. Write the spellings of high-frequency words. 	<ul style="list-style-type: none"> Guess the meanings of new words and use them correctly. Differentiate between figurative and literal language. Create and use similes and metaphors. 		
 READING AND LISTENING COMPREHENSION	<ul style="list-style-type: none"> Identify the author's purpose and provide justification. Express personal perspective with justification. Identify and study characters and their actions. Make and check predictions. Identify different perspectives on a similar topic. Summarise the different ideas and viewpoints present in a story or an article. 	<ul style="list-style-type: none"> Differentiate between poetry and prose. Identify stanzas, lines, and the rhyme scheme of a poem. Make text-to-self connections. Identify imagery and the main idea in a poem. Identify the purpose of a poem and the speaker. Differentiate between similes and metaphors. 		
 GRAMMAR	<ul style="list-style-type: none"> Identify different tenses and create sentences. Use modals to convey different meanings. 	<ul style="list-style-type: none"> Identify and write different types of sentences. Use question marks and exclamation marks in sentences. Use connectors for cause and effect. 		
 WRITING AND SPEAKING EXPRESSION	<ul style="list-style-type: none"> Write personal narrative incidents and stories. Narrate and enact a story using visuals. 	<ul style="list-style-type: none"> Write a poem with the given rhyme scheme and imagery. Recite a poem in front of an audience. 		
 GENERAL AWARENESS	<ul style="list-style-type: none"> Learn about diversity and the different opinions that people might have on a topic. 	<ul style="list-style-type: none"> Learn different types of poems. 		