

CLASS 8

Name: _____

Class: _____

Division: _____



EXPERT BOOK

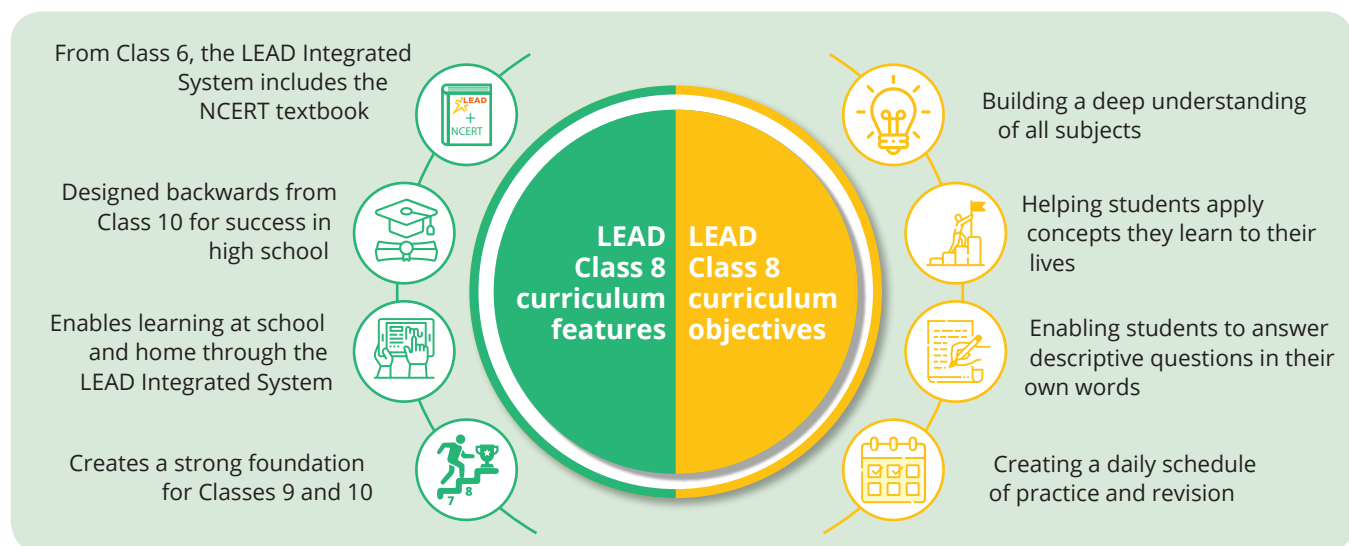
PART 1



Head Office

Unit #401, B Wing, Business Square,
Andheri Kurla Road, Chakala,
Andheri East, Mumbai - 400093, India

NOTE TO PARENTS



Language is a tool that we use every day to express ourselves and to communicate with others. We think, act, and relate to the world around us through language. Thus, teaching students language as a series of skills is more helpful than teaching it to them as a set of concepts.

At LEAD, our approach is to identify the critical skills that your child needs to be able to understand, speak, read, and write English well. Let us see how the lessons would differ in a traditional and a LEAD classroom.

Traditional Classroom (Teaching a Fictional Story)

- Either the teacher or the students will read aloud the story in the class.
- Students will construct the meaning of the story based on the explanation that the teacher gives. This explanation cannot be applied to other stories.
- The teacher will provide students with answers to the text-back questions. Sometimes answers may be discussed in class.
- The students will need to learn and reproduce answers in examination. There might be some questions they may not know how to answer.
- Grammar, listening and speaking, and writing are disconnected from the story and thus, difficult to grasp.










LEAD Classroom (Teaching a Fictional Story)

- Students will engage in the first and second read of the story using several methods.
- Students will construct the meaning of the story by using strategies such as visualisation, note-taking, making connections that they can apply to other stories as well.
- The teacher will provide students with mind maps that can help them think of their own responses to text-back questions.
- The students will know how to write original answers and will be ready to answer any question in the examination.
- Grammar, listening and speaking, and writing are integrated with the story and thus, easier to learn.







In order to ensure that your child easily acquires the skills needed for mastery in each type of text, we group together the same types of texts and teach them as one unit. This avoids confusion and ensures focused practice for your child while empowering him or her to use English confidently in their day to day lives.

ANNUAL LEARNING PLAN

PART 1	Unit Name	Unit	NCERT Chapter*
	Non-Fiction Introduces students to non-fiction and helps them practise skills such as identifying main idea and the author's purpose	Unit 1	H: Units 2, 5, 7, and 8
	Fiction Provides students the opportunity to read different fictional stories and think about character motivation and transformation	Unit 2	H: Units 1, 9, and 10 I: Units 1 and 5
	Poetry Guides students to read and appreciate poetry and identify various elements related to it	Unit 3	H: Units 1, 2, 3, 4, 5, and 8
	Fiction Offers students the opportunity to explore more fictional stories and delve deeper into analysis of characters and events	Unit 4	I: Units 6, 7, 8, 9, and 10
PART 2	Unit Name	Unit	NCERT Chapter*
	Non-Fiction Strengthens the understanding of students around non-fiction texts and helps them use different strategies for comprehension	Unit 5	H: Unit 3 I: Units 4 and 11 Additional Texts
	Fiction Builds up on the understanding of students around fiction texts and helps them visualise while reading	Unit 6	H: Units 1, 4, and 6 Additional Texts
	High School Reading Engages students in reading of additional texts and helps them practise skills like character development and making connections	Unit 7	H: Unit 7 I: Units 2 and 3 Additional Texts

*There are two textbooks prescribed by NCERT — *Honeydew* (H) and *It so happened* (I).

Contents		Page No.
Annual Learning Plan		04
<u>Unit 1</u>	 Non-Fiction	06
<u>Unit 2</u>	 Fiction — Short Stories	30
<u>Unit 3</u>	 Poetry	54
<u>Unit 4</u>	 Fiction — Short Stories	81

This **EXPERT BOOK** should be used in addition to the NCERT textbook. It is designed to achieve the following three objectives:

1. To help students learn the concepts of the NCERT textbook by presenting them in an easy-to-understand form.
2. To provide students with additional information to aid conceptual understanding.
3. To ensure students get adequate practice through additional questions and enhance their learning through Higher Order questions. The 💡 icon is used to indicate the Higher Order Thinking Skills (HOTS) questions.

The **EXPERT BOOK** must be used as advised by the teacher in class or for home practice.

Whenever students find the NCERT textbook difficult to understand, they can refer to the **EXPERT BOOK**. Students should also refer to it while preparing for assessments.