


SENIOR KG

Name: _____

Class: _____ Division: _____



STUDENT READER PART 1



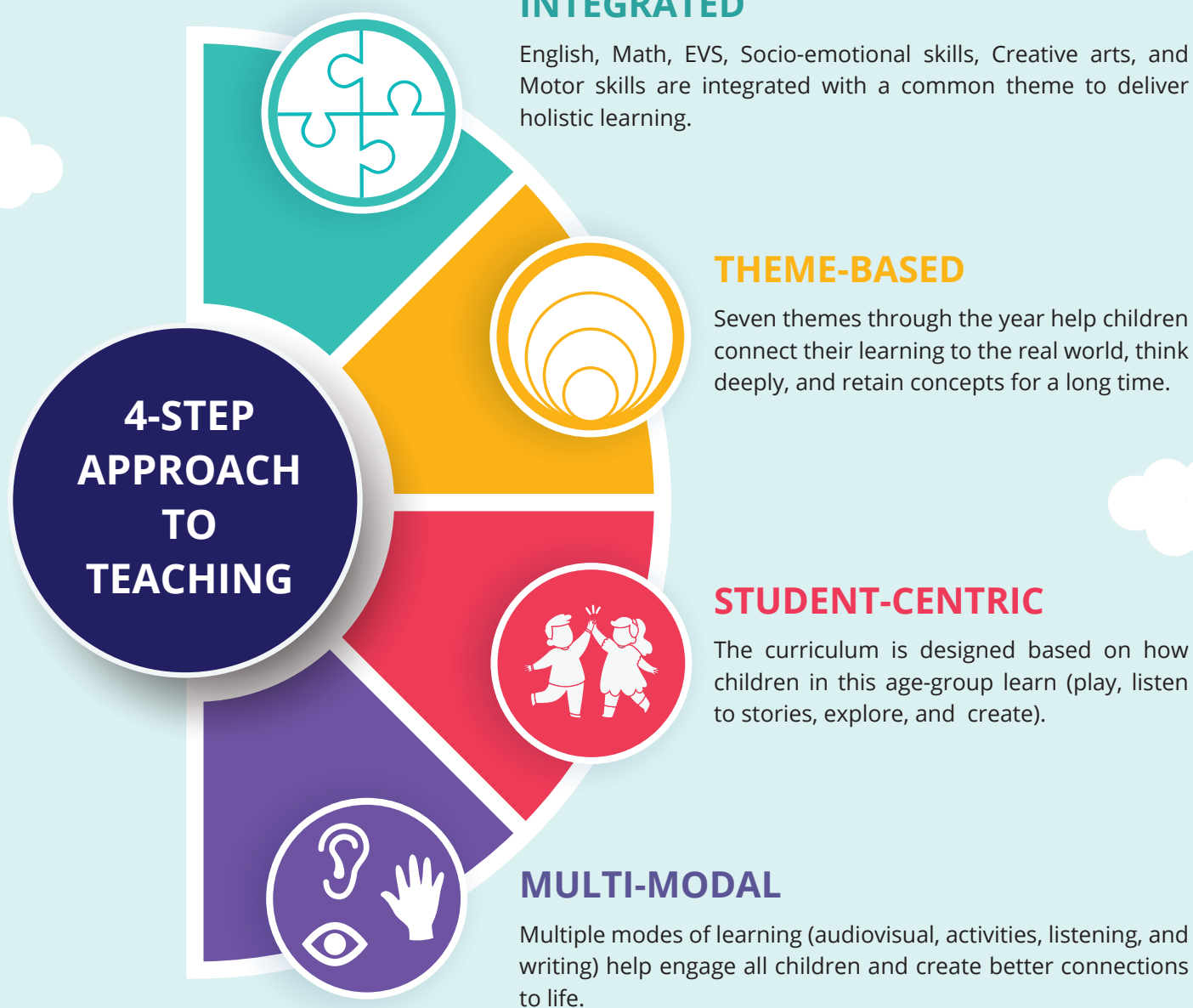
Head Office
401, B Wing, Business Square,
Andheri Kurla Road, Chakala,
Andheri East, Mumbai- 400093, India

Note to Parents

LEAD Pre-Primary Curriculum ensures holistic development of every child in their early years. Children at this age learn primarily by listening, observing, playing, creating, exploring, and doing things together. Our curriculum is designed to cater to their learning needs and styles.

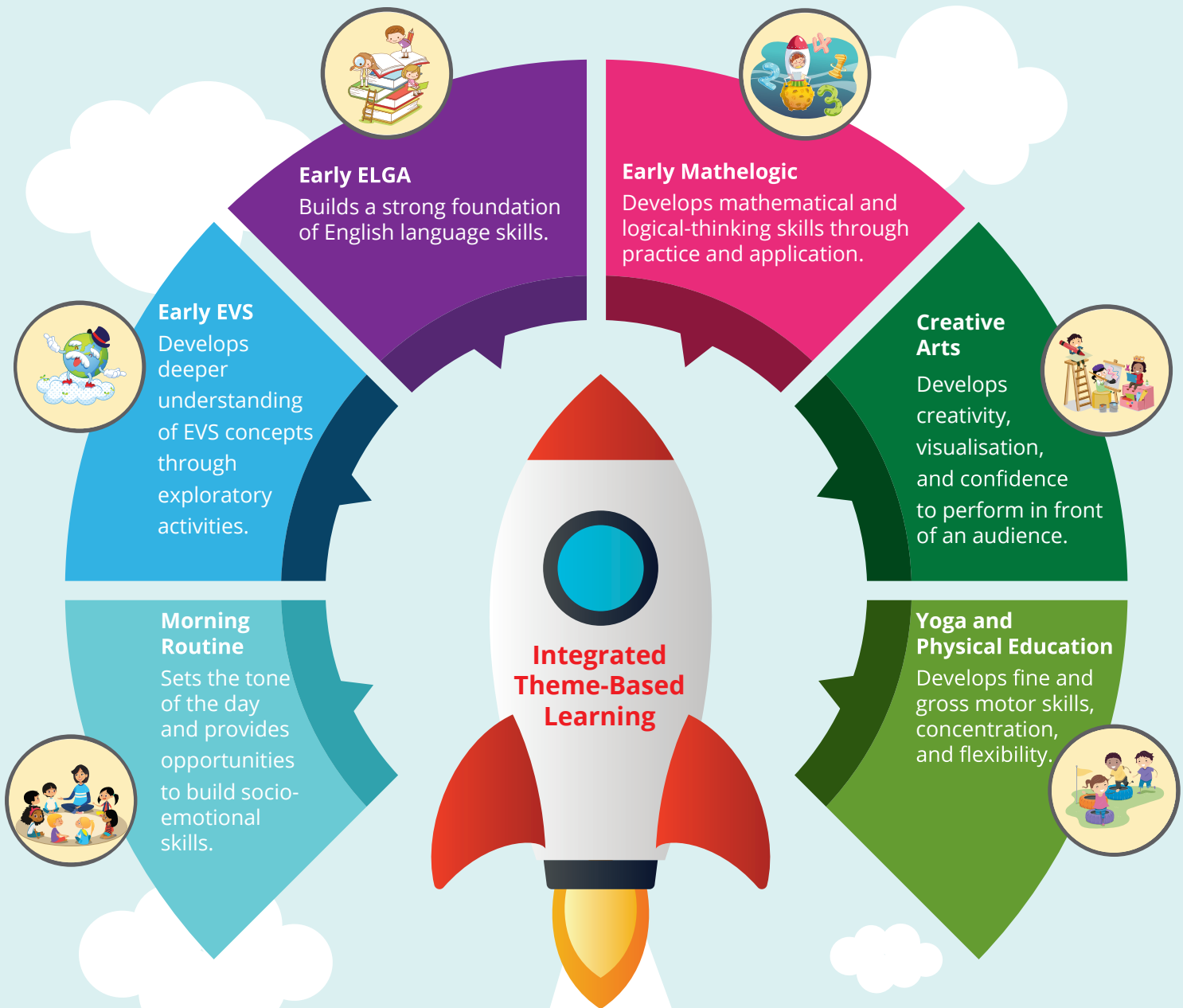
Children in this phase of life develop a strong foundation of key skills related to languages and numbers. They also begin to develop cognitive, motor, and socio-emotional skills along with an awareness of their immediate environment. LEAD Pre-Primary Curriculum empowers teachers to help each child build the necessary skills and nurture unique capabilities in them.

We follow a 4-step approach to teaching to address the learning needs of each child:



Pre-Primary Curriculum Components

LEAD Pre-Primary Curriculum has **six components** that form part of the lessons every day. These components help the child learn and practise **different skills** during the day. All these components are **integrated** through a common EVS topic, which is the central theme of each unit. There are seven units for a year, and each unit has a different theme.



Key Components



Morning Routine

Every day students have a morning routine where they explore 4 learning corners, then learn through music and movement, and finally have circle time with their class.



Early EVS

This is the time when children develop deeper understanding of EVS concepts through exploration, activities, field visits, experiments, and interviews. The topics are carefully chosen so that they understand their world better.



Early ELGA

Early ELGA (English Language and General Awareness) helps children build a strong foundation of English language skills. Five different skills are covered here. Together they help the child become an independent reader, writer, speaker, and an active listener.



4 Learning Corners

Different learning materials are set up in 4 corners of the classroom. Children explore these corners and learn independently. This helps them become better decision makers and develop social skills.



Music and Movement

Children learn through singing and dancing to rhymes. Songs teach them important concepts and help build their vocabulary.



Circle Time

This sharing space provides children and the teacher the time to share their experiences and opinions on different topics.



Me and My School

Children learn about the school, teachers, and peers, and become familiar with the classroom and routines.



Community

They learn about different people in the community and how they help us.



Animals

They learn about different types of animals and where they live.



Our Place in the Universe

They learn about the solar system and the concept of day and night.



Food Sources

They learn about different types of food and their sources. They also learn to differentiate between healthy and junk food.



Water

They learn about the different sources and uses of water. They also learn about the water cycle and the different ways of conserving water.



Transport and Communication

They learn about different means of transport and communication, and how to use transport responsibly. They also get familiar with basic traffic rules.



Phonics

They learn to use letter sounds to read words independently.



Sight Words

They learn to identify and read common words that don't follow phonics rules.



Reading Comprehension

Children listen to and read stories on their own, and practise comprehension skills.



Writing

They learn to express ideas and thoughts through drawings and then in words. They develop fine motor skills to write better in Class 1.



Listening and Speaking

They learn to say words and sentences in English. They also learn to listen actively and ask questions.

Key Components



Early Mathelagic

Early Mathelagic is much more than just numbers and number operations. Children learn to apply their critical-thinking, logical-thinking, and problem-solving skills. All of this is done through our concrete and pictorial approach of teaching, which helps learners of this age-group build strong foundational math skills.



Numbers and Number Operations

Children understand number-quantity association and learn to apply simple number operations like comparison, addition, and subtraction.



Spatial Thinking

They recognise 2D and 3D shapes and spatial relationships in their immediate environment



Logical Thinking

They learn to identify and create patterns, find missing parts, sequence, and order things correctly. All of this help in building their logical-thinking skills



Comparison

They learn to compare and examine differences in relation to one another.



Measurement

They learn the concepts of size, length, and mass, and record those using non-standard units.



Algorithmic Thinking

They practise working on problems by creating a series of steps to solve them.



Visualisation

Recreate simple images, solve puzzles, maze, and complete pictures.



Creative Arts

Through creative arts, children explore and apply their creative-thinking skills to build and create new things and perform confidently in front of an audience.



Visual Arts

Children learn art and craft techniques that boost creativity and develop fine motor skills.



Performing Arts

They are introduced to different musical instruments as well as rhythm and tempo of music. They are also introduced to various dance forms.



Yoga and Physical Education

Through Yoga and Physical Education, children develop fine and gross motor skills. It helps improve their health and concentration.



Yoga

Simple breathing exercises and yoga help children become focused and flexible and also build a healthy mind.



Physical Education

Doing different activities and playing games help build Gross Motor Skills (GMS) and Fine Motor Skills (FMS).

Annual Learning Plan Part 1

Unit 1

Unit 2

Unit 3

Unit 4



Me and My School

Community

Sharing the Planet
(Animals)

Our Place in the
Universe



Beginning Sounds /a/ to /z/,
Answer factual questions,
Write letters in upper and
lower cases

3-letter CVC words,
Vocabulary and sight words,
Write words,
Draw and label pictures

3-letter CVC words,
Vocabulary and sight words,
Speak short sentences, Write
words, Draw and label pictures

R and L Blends,
Read simple sentences,
Retell stories,
Form 3-word sentences



Rote count 1 to 50, Comparison
(size, position, quantity), Follow
coded instructions on prompt
Recall 3-4 objects seen at a time,
Match related objects

Numbers 11 to 13, Match and
sort (colour, shape, size),
Follow the path guided by
signs, Complete a picture by
connecting dots, Solve simple
maze puzzles

Numbers 14 to 16, Rote count
1 to 60, Recognise patterns,
Connect dots to create basic
shapes on grid, Identify
differences between 2 pictures,
Identify the missing parts of a
picture

Numbers 17 to 19, Rote count
1 to 70 Comparison, Identify
part of a whole, Follow a
combination of directions on
prompt, Identify the picture that
comes next in the pattern with
rotating blocks



Painting and Colouring

Perform an Indian folk
dance, Warli Art

Create different animal
habitats, Learn the national
anthem

Make models of the solar
system, Recognise
elements of music



Free Play, Breathing,
Vrikshasana

Hold the ball and run,
Fill and pour, Purna Titli
and Setu Bandha Asana

Racquet and ball,
Aeroplane Pose, Dolphin Pose

Climb a string ladder,
Plank Pose, Janu Sirshasana



Collaboration

Keeping the classroom clean

Respectful and Responsible

Respect others

Annual Learning Plan Part 2

Unit 5



Unit 6



Unit 7



Food Sources

Water

Transport and
Communication

S blends, Self-and-text connections, Identify parts of a book, Write 1-2 sentences using familiar words

Digraphs, Sequence events, Write 1-2 sentences about a topic, Retell stories

Recap blends and digraphs, Make text-to-world connections, Discuss author's message

Number 20, Rote count 1 to 100, Ordinal numbers, Create patterns, Skip count by 10, Order by size and time, Connect dots to form shapes on a grid, Collect data and use blocks and beads to represent

Concrete addition to 20, Skip count by 5, Estimate the number of things in a box with precision, Read simple pictographs and answer simple questions, Identify an incorrect step in a given set of steps to complete a routine

Concrete subtraction, Measurement with non-standard units, Skip count by 2, Draw symbols to represent data, Identify the preceding steps of a completed routine, Match the cause with its effect

Make flow charts of food from farm to table, Recognise different musical instruments.

Make models of water cycle, Use shapes to make different designs, Practise singing

Create artwork, Dance performance

Take quick bends, Draw lines with a ruler, Table Pose, Mermaid Pose

Climb stairs, Erase without tearing paper, Dhanurasana, Salabhasana

Use a hammer, Put beans in a bottle, Thread shoelaces, Anapana, Recap all asanas

Healthy eating habits

Use water responsibly

Use fuel responsibly

TABLE OF CONTENTS

| UNIT NO. | THEME | PAGE NO. |
|----------|---------------------------|----------|
| Unit 1 | Me and My School | 9 |
| Unit 2 | Community | 28 |
| Unit 3 | Sharing the Planet | 51 |
| Unit 4 | Our Place in the Universe | 76 |



Early EVS



Early ELGA



Early Mathelagic

Student Reader is a book that contains stories and words for students to practise reading and understanding. It also includes reference pages with concepts in Early ELGA, Early EVS, and Early Mathelagic covered in the pre-primary curriculum.

Student Reader should be used at home for revising what is taught at school. Students should also refer to it in addition to their workbook while preparing for assessments.